



USE

- Cabin for suction and abatement of fine and light dust
- Sanding processes

FEATURES

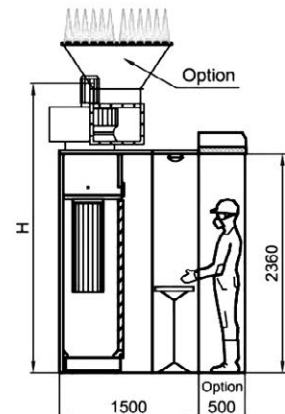
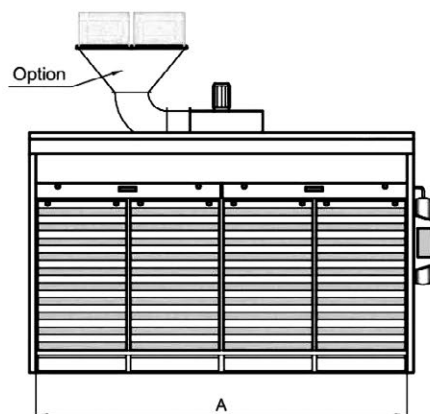
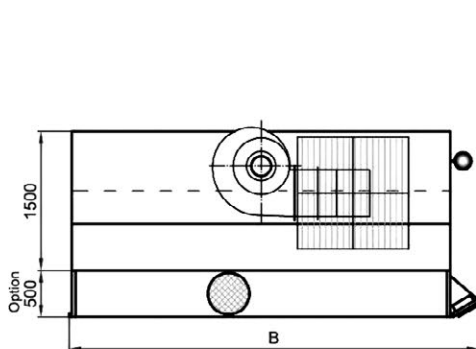
- Made of press-folded galvanized sheet metal
- Pleated cartridges in antistatic aluminised polyester
- Cartridge cleaning system with compressed air jets and timer
- Removable dust collection drawers

STANDARD SUPPLY

- Centrifugal extractor
- Aluminized polyester cartridges
- Dust collection drawers
- IP55 control panel and IP65 wired lighting fixtures
- Emergency button
- Compressed air timed filter cleaning system

TECHNICAL DATA

MODEL	MAX FLOW RATE m ³ /h	POWER kW	CARTRIDGES n	CARTRIDGES DIMENSIONS mm	FILTERING SURFACE m ²	LAMPS n (58 W)	WEIGHT Kg	DIMENSIONS A x B x H
ZD2	7000	2,2	4	Ø 330 mm L= 1000 mm	52	2	480	2000 x 2450 x 3180
ZD3	10000	4,0	5	Ø 330 mm L= 1000 mm	65	2	600	3000 x 3450 x 3250
ZD4	14000	2 x 2,2	6	Ø 330 mm L= 1000 mm	78	2	740	4000 x 4450 x 3300
ZD5	20000	2 x 4,0	8	Ø 330 mm L= 1000 mm	104	4	990	5000 x 5450 x 3180




OPTIONAL

- Activated carbon filter
- ATEX extractor
- Inverter extractor

DETAILS



Aluminized polyester cartridges



Removable dust collection drawers

PRODUCTIONS

